

Hillsborough County Elections

2006 General Election
 Website last updated 9/18/2007
 2:14:05 PM EST

Official Results

Does include Absentee Ballots
Does include Early Ballots
Does include Provisional Ballots

[Search Contests](#)
 (60 of 60)

Go To Page Display








| CONGRESSIONAL_UNITED STATES SENATOR | | |
|-------------------------------------|----------------|--------------|
| 361 of 361 Precincts Reporting | | |
| | Percent | Votes |
| Katherine Harris (REP) | 36.83% | 105,274 |
| Bill Nelson (DEM) | 61.34% | 175,343 |
| Floyd Ray Frazier (NPA) | 0.39% | 1,116 |
| Belinda Noah (NPA) | 0.55% | 1,575 |
| Brian Moore (NPA) | 0.48% | 1,372 |
| Roy Tanner (NPA) | 0.29% | 832 |
| WRITE-IN | 0.13% | 363 |
| | | 285,875 |

| REPRESENTATIVE IN CONGRESS DISTRICT 9 | | |
|---------------------------------------|----------------|--------------|
| 100 of 100 Precincts Reporting | | |
| | Percent | Votes |
| Gus Michael Bilirakis (REP) | 59.20% | 55,287 |
| Phyllis Busansky (DEM) | 40.71% | 38,022 |
| WRITE-IN | 0.10% | 89 |
| | | 93,398 |



| REPRESENTATIVE IN CONGRESS DISTRICT 11 | | |
|--|----------------|--------------|
| 185 of 185 Precincts Reporting | | |
| | Percent | Votes |
| Eddie Adams Jr. (REP) | 32.48% | 39,149 |
| Kathy Castor (DEM) | 67.38% | 81,201 |
| WRITE-IN | 0.14% | 166 |
| | | 120,516 |

| REPRESENTATIVE IN CONGRESS DISTRICT 12 | | |
|--|----------------|--------------|
| 76 of 76 Precincts Reporting | | |
| | Percent | Votes |
| Adam H. Putnam (REP) | 72.95% | 45,858 |
| Joe Viscusi (NPA) | 15.26% | 9,590 |
| Ed Bowlin (NPA) | 11.79% | 7,412 |
| | | 62,860 |



| GOVERNOR AND LIEUTENANT GOVERNOR | | |
|----------------------------------|----------------|--------------|
| 361 of 361 Precincts Reporting | | |
| | Percent | Votes |
| | | |

| | | | |
|------------------------------|---|--------|---------|
| Charlie Crist (REP) |  | 52.80% | 152,494 |
| Jim Davis (DEM) |  | 44.45% | 128,375 |
| Max Linn (REF) |  | 2.19% | 6,319 |
| Richard Paul Dembinsky (NPA) |  | 0.16% | 452 |
| John Wayne Smith (NPA) |  | 0.21% | 613 |
| Karl C.C. Behm (NPA) |  | 0.14% | 400 |
| WRITE-IN |  | 0.05% | 147 |
| | | | 288,800 |



ATTORNEY GENERAL

| | | | |
|--------------------------------|---|----------------|--------------|
| 361 of 361 Precincts Reporting | | | |
| | | Percent | Votes |
| Bill McCollum (REP) |  | 55.88% | 157,264 |
| Walter "Skip" Campbell (DEM) |  | 44.12% | 124,184 |
| | | | 281,448 |




CHIEF FINANCIAL OFFICER

| | | | |
|--------------------------------|---|----------------|--------------|
| 361 of 361 Precincts Reporting | | | |
| | | Percent | Votes |
| Tom Lee (REP) |  | 50.53% | 141,179 |
| Alex Sink (DEM) |  | 49.47% | 138,210 |
| | | | 279,389 |



COMMISSIONER OF AGRICULTURE

| | | | |
|--------------------------------|---|----------------|--------------|
| 361 of 361 Precincts Reporting | | | |
| | | Percent | Votes |
| Charles H. Bronson (REP) |  | 59.60% | 165,234 |
| Eric Copeland (DEM) |  | 40.40% | 112,015 |
| | | | 277,249 |



STATE SENATOR DISTRICT 10

| | | | |
|--------------------------------|---|----------------|--------------|
| 126 of 126 Precincts Reporting | | | |
| | | Percent | Votes |
| Ronda Storms (REP) |  | 53.38% | 57,798 |
| Stephen Gorham (DEM) |  | 46.39% | 50,234 |
| WRITE-IN |  | 0.23% | 244 |
| | | | 108,276 |


STATE SENATOR DISTRICT 12

| | | | |
|------------------------------|---|----------------|--------------|
| 97 of 97 Precincts Reporting | | | |
| | | Percent | Votes |
| Victor Crist (REP) |  | 72.02% | 55,354 |
| C. Burt Linthicum (CPF) |  | 27.98% | 21,504 |
| | | | 76,858 |

STATE SENATOR DISTRICT 16

| | | | |
|-------------------------------|---|----------------|--------------|
| 49 of 49 Precincts Reporting | | | |
| | | Percent | Votes |
| Kimberly 'Kim' Berfield (REP) |  | 55.79% | 26,529 |
| Charlie Justice (DEM) |  | 44.21% | 21,022 |
| | | | 47,551 |



STATE SENATOR DISTRICT 18

| | | | |
|--------------------------------|---|----------------|--------------|
| 104 of 104 Precincts Reporting | | | |
| | | Percent | Votes |
| Arthenia L. Joyner (DEM) |  | 98.35% | 37,090 |

| | | | |
|----------|---|-------|--------|
| WRITE-IN |  | 1.65% | 624 |
| | | | 37,714 |



STATE REPRESENTATIVE DISTRICT 47

47 of 47 Precincts Reporting

| | | Percent | Votes |
|---------------------|---|---------|--------|
| Kevin Ambler (REP) |  | 59.58% | 24,752 |
| Daniel Suarez (DEM) |  | 40.42% | 16,794 |
| | | | 41,546 |




STATE REPRESENTATIVE DISTRICT 56

59 of 59 Precincts Reporting

| | | Percent | Votes |
|---------------------|---|---------|--------|
| Trey Traviesa (REP) |  | 58.05% | 25,378 |
| Lee Nelson (DEM) |  | 41.95% | 18,340 |
| | | | 43,718 |



STATE REPRESENTATIVE DISTRICT 57

42 of 42 Precincts Reporting

| | | Percent | Votes |
|--------------------|---|---------|--------|
| Faye Culp (REP) |  | 54.69% | 22,977 |
| Deborah Cope (DEM) |  | 41.50% | 17,436 |
| Brian Becker (GRE) |  | 3.82% | 1,603 |
| | | | 42,016 |


STATE REPRESENTATIVE DISTRICT 58

48 of 48 Precincts Reporting

| | | Percent | Votes |
|-----------------------|---|---------|--------|
| Alfred Ruiz (REP) |  | 31.10% | 7,367 |
| Michael Scionti (DEM) |  | 68.90% | 16,322 |
| | | | 23,689 |



STATE REPRESENTATIVE DISTRICT 59

40 of 40 Precincts Reporting

| | | Percent | Votes |
|----------------------------|---|---------|--------|
| Willis 'K.C.' Bowick (REP) |  | 16.36% | 3,274 |
| Betty Reed (DEM) |  | 83.64% | 16,743 |
| | | | 20,017 |



STATE REPRESENTATIVE DISTRICT 60

52 of 52 Precincts Reporting

| | | Percent | Votes |
|-------------------|---|---------|--------|
| Ed Homan (REP) |  | 56.70% | 21,173 |
| Karen Perez (DEM) |  | 43.30% | 16,166 |
| | | | 37,339 |



STATE REPRESENTATIVE DISTRICT 61

5 of 5 Precincts Reporting

| | | Percent | Votes |
|-----------------------|---|---------|-------|
| Ken Littlefield (REP) |  | 58.11% | 2,576 |
| Donovan Brown (DEM) |  | 41.89% | 1,857 |
| | | | 4,433 |



STATE REPRESENTATIVE DISTRICT 62

45 of 45 Precincts Reporting

| | | Percent | Votes |
|------------------------|---|---------|--------|
| Richard Glorioso (REP) |  | 67.82% | 26,869 |
| Jeremy Zelanés (DEM) |  | 32.18% | 12,752 |
| | | | 39,621 |



STATE REPRESENTATIVE DISTRICT 63

11 of 11 Precincts Reporting

| | | Percent | Votes |
|-------------------------|---|---------|-------|
| Seth McKeel (REP) |  | 57.05% | 4,927 |
| James (Jim) Davis (DEM) |  | 42.95% | 3,710 |
| | | | 8,637 |



COUNTY COMMISSIONER DISTRICT 1

82 of 82 Precincts Reporting

| | | Percent | Votes |
|-----------------------|---|---------|--------|
| Rose V. Ferlita (REP) |  | 58.57% | 38,426 |
| Mary Mulhern (DEM) |  | 41.43% | 27,177 |
| | | | 65,603 |




COUNTY COMMISSIONER DISTRICT 3

96 of 96 Precincts Reporting

| | | Percent | Votes |
|-------------------|---|---------|--------|
| Ken Anthony (REP) |  | 32.24% | 13,759 |
| Kevin White (DEM) |  | 67.76% | 28,914 |
| | | | 42,673 |




COUNTY COMMISSIONER DISTRICT 4

88 of 88 Precincts Reporting

| | | Percent | Votes |
|-----------------------|---|---------|--------|
| Al Higginbotham (REP) |  | 54.89% | 47,855 |
| Lisa Rodríguez (DEM) |  | 42.86% | 37,371 |
| Jean Batronie (NPA) |  | 2.25% | 1,962 |
| | | | 87,188 |



COUNTY COMMISSIONER DISTRICT 5

361 of 361 Precincts Reporting

| | | Percent | Votes |
|-------------------------------|---|---------|---------|
| Jim Norman (REP) |  | 54.45% | 151,326 |
| Joe Redner (DEM) |  | 39.55% | 109,893 |
| Yamel Christina Arronte (NPA) |  | 6.00% | 16,674 |
| | | | 277,893 |



COUNTY COMMISSIONER DISTRICT 7

361 of 361 Precincts Reporting



| | | Percent | Votes |
|--------------------|---|---------|---------|
| Mark Sharpe (REP) |  | 55.89% | 154,965 |
| Thomas Scott (DEM) |  | 44.11% | 122,311 |
| | | | 277,276 |

Shall Justice R. Fred Lewis of the Supreme Court be retained in office?



361 of 361 Precincts Reporting

| | | Percent | Votes |
|-----|---|---------|---------|
| YES |  | 69.07% | 172,999 |
| NO |  | 30.93% | 77,484 |
| | | | 250,483 |



Shall Justice Barbara Joan Pariente of the Supreme Court be retained in office?

| 361 of 361 Precincts Reporting | | Percent | Votes |
|--------------------------------|---|---------|---------|
| YES |  | 69.07% | 171,573 |
| NO |  | 30.93% | 76,829 |
| | | | 248,402 |



Shall Justice Peggy A. Quince of the Supreme Court be retained in office?

| 361 of 361 Precincts Reporting | | Percent | Votes |
|--------------------------------|---|---------|---------|
| YES |  | 69.91% | 173,025 |
| NO |  | 30.09% | 74,456 |
| | | | 247,481 |



Shall Judge Darryl C. Casanueva of the Second District Court of Appeal be retained in office?

| 361 of 361 Precincts Reporting | | Percent | Votes |
|--------------------------------|---|---------|---------|
| YES |  | 70.13% | 171,630 |
| NO |  | 29.87% | 73,109 |
| | | | 244,739 |



Shall Judge Charles A. Davis Jr. of the Second District Court of Appeal be retained in office?

| 361 of 361 Precincts Reporting | | Percent | Votes |
|--------------------------------|--|---------|---------|
| YES |  | 73.66% | 180,876 |
| NO |  | 26.34% | 64,693 |
| | | | 245,569 |



Shall Judge Edward C. LaRose of the Second District Court of Appeal be retained in office?

| 361 of 361 Precincts Reporting | | Percent | Votes |
|--------------------------------|---|---------|---------|
| YES |  | 72.44% | 175,880 |
| NO |  | 27.56% | 66,927 |
| | | | 242,807 |



Shall Judge E. J. Salcines of the Second District Court of Appeal be retained in office?

| 361 of 361 Precincts Reporting | | Percent | Votes |
|--------------------------------|---|---------|---------|
| YES |  | 71.55% | 176,253 |
| NO |  | 28.45% | 70,076 |
| | | | 246,329 |

Shall Judge Thomas E. Stringer Sr. of the Second District Court of Appeal be retained in office?



| 361 of 361 Precincts Reporting | | Percent | Votes |
|--------------------------------|---|---------|---------|
| YES |  | 73.13% | 177,124 |
| NO |  | 26.87% | 65,080 |
| | | | 242,204 |

CIRCUIT COURT JUDGE GROUP 32

| 361 of 361 Precincts Reporting | | Percent | Votes |
|--------------------------------|---|---------|---------|
| Bernard 'Bernie' Silver |  | 52.53% | 126,047 |
| Elizabeth L. (Betsey) Hapner |  | 47.47% | 113,922 |
| | | | 239,969 |



CIRCUIT COURT JUDGE GROUP 43

361 of 361 Precincts Reporting

| | | Percent | Votes |
|--------------------|---|----------------|--------------|
| Paul T. Jeske |  | 47.54% | 115,171 |
| Kimberly Fernandez |  | 52.46% | 127,075 |
| | | | 242,246 |



CIRCUIT COURT JUDGE GROUP 44

361 of 361 Precincts Reporting

| | | Percent | Votes |
|------------------|---|----------------|--------------|
| Emily Peacock |  | 51.57% | 118,849 |
| Samantha L. Ward |  | 48.43% | 111,628 |
| | | | 230,477 |



CIRCUIT COURT JUDGE GROUP 45

361 of 361 Precincts Reporting

| | | Percent | Votes |
|---------------------|---|----------------|--------------|
| Ashley Brooke Moody |  | 60.31% | 142,610 |
| Gary S. Dolgin |  | 39.69% | 93,854 |
| | | | 236,464 |



SCHOOL BOARD MEMBER DISTRICT 6

361 of 361 Precincts Reporting

| | | Percent | Votes |
|---------------|--|----------------|--------------|
| Ken Allen |  | 49.80% | 118,914 |
| April Griffin |  | 50.20% | 119,890 |
| | | | 238,804 |







SOIL AND WATER CONSERVATION DISTRICT

361 of 361 Precincts Reporting

| | | Percent | Votes |
|-------------------|---|----------------|--------------|
| C. Dennis Carlton |  | 56.13% | 129,234 |
| Tammy Harman |  | 43.87% | 100,996 |
| | | | 230,230 |



City Council - TEMPLE TERRACE

9 of 9 Precincts Reporting

| | | Percent | Votes |
|------------------------------|---|----------------|--------------|
| Alison McGillivray Fernandez |  | 22.39% | 4,156 |
| Ken Halloway |  | 17.71% | 3,287 |
| Mark A. Knapp |  | 20.17% | 3,744 |
| Linda H. Shattles |  | 11.95% | 2,219 |
| Ken Tozier |  | 15.36% | 2,851 |
| Glenda Venable |  | 12.42% | 2,305 |
| | | | 18,562 |



CONSTITUTIONAL AMENDMENT 1: STATE PLANNING AND BUDGET PROCESS

361 of 361 Precincts Reporting

| | | Percent | Votes |
|-----|---|----------------|--------------|
| YES |  | 66.11% | 171,457 |
| NO |  | 33.89% | 87,898 |
| | | | 259,355 |



CONSTITUTIONAL AMENDMENT 3: REQUIRING BROADER PUBLIC SUPPORT FOR CONSTITUTIONAL AMENDMENTS OR REVISIONS

361 of 361 Precincts Reporting

| | | Percent | Votes |
|-----|---|---------|---------|
| YES |  | 53.37% | 144,698 |
| NO |  | 46.63% | 126,440 |
| | | | 271,138 |



CONSTITUTIONAL AMENDMENT 4: PROTECT PEOPLE, ESPECIALLY YOUTH, FROM ADDICTION, DISEASE, AND OTHER HEALTH HAZARDS OF USING TOBACCO

361 of 361 Precincts Reporting

| | | Percent | Votes |
|-----|---|---------|---------|
| YES |  | 56.13% | 154,077 |
| NO |  | 43.87% | 120,431 |
| | | | 274,508 |



CONSTITUTIONAL AMENDMENT 6: INCREASED HOMESTEAD EXEMPTION

361 of 361 Precincts Reporting

| | | Percent | Votes |
|-----|---|---------|---------|
| YES |  | 72.87% | 202,045 |
| NO |  | 27.13% | 75,240 |
| | | | 277,285 |



CONSTITUTIONAL AMENDMENT 7: PERMANENTLY DISABLED VETERANS' DISCOUNT ON HOMESTEAD AD VALOREM TAX

361 of 361 Precincts Reporting

| | | Percent | Votes |
|-----|---|---------|---------|
| YES |  | 71.66% | 196,861 |
| NO |  | 28.34% | 77,852 |
| | | | 274,713 |



CONSTITUTIONAL AMENDMENT 8: EMINENT DOMAIN

361 of 361 Precincts Reporting

| | | Percent | Votes |
|-----|---|---------|---------|
| YES |  | 64.41% | 170,008 |
| NO |  | 35.59% | 93,946 |
| | | | 263,954 |



Should the local governments within the borders of Hillsborough County regulate sexually oriented businesses to the fullest extent allowed by law

361 of 361 Precincts Reporting

| | | Percent | Votes |
|-----|---|---------|---------|
| YES |  | 58.46% | 157,990 |
| NO |  | 41.54% | 112,272 |
| | | | 270,262 |



Temple Terrace Question 1

9 of 9 Precincts Reporting



| | | Percent | Votes |
|-----|---|---------|-------|
| YES |  | 80.08% | 5,170 |
| NO |  | 19.92% | 1,286 |
| | | | 6,456 |

Temple Terrace Question 2



9 of 9 Precincts Reporting

| | | Percent | Votes |
|-----|---|---------|-------|
| YES |  | 79.54% | 5,234 |
| NO |  | 20.46% | 1,346 |
| | | | 6,580 |



Temple Terrace Question 3

| | | | |
|----------------------------|---|----------------|--------------|
| 9 of 9 Precincts Reporting | | | |
| | | Percent | Votes |
| YES |  | 64.42% | 4,045 |
| NO |  | 35.58% | 2,234 |
| | | | 6,279 |



Temple Terrace Question 4

| | | | |
|----------------------------|---|----------------|--------------|
| 9 of 9 Precincts Reporting | | | |
| | | Percent | Votes |
| YES |  | 74.40% | 4,615 |
| NO |  | 25.60% | 1,588 |
| | | | 6,203 |



Temple Terrace Question 5

| | | | |
|----------------------------|---|----------------|--------------|
| 9 of 9 Precincts Reporting | | | |
| | | Percent | Votes |
| YES |  | 77.23% | 4,693 |
| NO |  | 22.77% | 1,384 |
| | | | 6,077 |



Temple Terrace Question 6

| | | | |
|----------------------------|--|----------------|--------------|
| 9 of 9 Precincts Reporting | | | |
| | | Percent | Votes |
| YES |  | 79.22% | 4,877 |
| NO |  | 20.78% | 1,279 |
| | | | 6,156 |



Temple Terrace Question 7

| | | | |
|----------------------------|---|----------------|--------------|
| 9 of 9 Precincts Reporting | | | |
| | | Percent | Votes |
| YES |  | 77.13% | 4,700 |
| NO |  | 22.87% | 1,394 |
| | | | 6,094 |



Temple Terrace Question 8

| | | | |
|----------------------------|---|----------------|--------------|
| 9 of 9 Precincts Reporting | | | |
| | | Percent | Votes |
| YES |  | 81.04% | 4,974 |
| NO |  | 18.96% | 1,164 |
| | | | 6,138 |

Temple Terrace Question 9



| | | | |
|----------------------------|---|----------------|--------------|
| 9 of 9 Precincts Reporting | | | |
| | | Percent | Votes |
| YES |  | 83.35% | 5,082 |
| NO |  | 16.65% | 1,015 |
| | | | 6,097 |

Temple Terrace Question 10

| | | | |
|----------------------------|---|----------------|--------------|
| 9 of 9 Precincts Reporting | | | |
| | | Percent | Votes |
| YES |  | 82.33% | 5,069 |
| NO |  | 17.67% | 1,088 |
| | | | 6,157 |



Temple Terrace Question 11

9 of 9 Precincts Reporting

| | | Percent | Votes |
|-----|---|----------------|--------------|
| YES |  | 75.86% | 4,746 |
| NO |  | 24.14% | 1,510 |
| | | | 6,256 |

Temple Terrace Question 12

9 of 9 Precincts Reporting

| | | Percent | Votes |
|-----|---|----------------|--------------|
| YES |  | 71.87% | 4,364 |
| NO |  | 28.13% | 1,708 |
| | | | 6,072 |