

2012 General Election

Website last updated 11/16/2012
4:31:15 PM EST

Registered Voters: 747,605
Ballots Cast: 545,134
Voter Turnout: 72.92 %

Precincts Completely Reported: 347 of 347

Official Results














Includes Absentee Ballots
Includes Early Ballots
Includes Provisional Ballots

[Search Contests](#)
(59 of 59)

Go To Page Display






President/Vice President

347 of 347 Precincts Reporting

		Percent	Votes
Mitt Romney (REP)		46.04%	250,186
Barack Obama (DEM)		52.71%	286,467
Thomas Robert Stevens (OBJ)		0.05%	254
Gary Johnson (LBT)		0.63%	3,448
Virgil H. Goode, Jr. (CPF)		0.03%	177
Jill Stein (GRE)		0.13%	681
Andre Barnett (REF)		0.01%	56
Stewart Alexander (SOC)		0.01%	71
Peta Lindsay (PSL)		0.00%	19
Roseanne Barr (PFP)		0.10%	531
Tom Hoefling (AIP)		0.01%	56
Ross C. "Rocky" Anderson (JPF)		0.03%	156
Write-in		0.24%	1,327
			543,429





United States Senator

347 of 347 Precincts Reporting

		Percent	Votes
Connie Mack (REP)		38.67%	203,595
Bill Nelson (DEM)		58.67%	308,910
Bill Gaylor (NPA)		1.47%	7,741
Chris Borgia (NPA)		1.07%	5,614
Write-in		0.12%	620
			526,480



Representative in Congress District 12

32 of 32 Precincts Reporting

		Percent	Votes
Gus Michael Bilirakis (REP)		63.54%	34,930
Jonathan Michael Snow (DEM)		32.75%	18,005
John Russell (NPA)		1.55%	851
Paul Sidney Elliott (NPA)		2.17%	1,191
			54,977




Representative in Congress District 14

171 of 171 Precincts Reporting

		Percent	Votes
Evelio "EJ" Otero (REP)		32.35%	76,824
Kathy Castor (DEM)		67.65%	160,639
			237,463



Representative in Congress District 17

27 of 27 Precincts Reporting

		Percent	Votes
Tom Rooney (REP)		56.47%	28,330
William Bronson (DEM)		43.42%	21,785
Write-in		0.11%	56
			50,171




State Senator District 22

34 of 34 Precincts Reporting

		Percent	Votes
Jeff Brandes (REP)		94.93%	38,525
Write-in		5.07%	2,058
			40,583



State Senator District 24

124 of 124 Precincts Reporting

		Percent	Votes
Tom Lee (REP)		53.95%	104,843
Elizabeth Belcher (DEM)		45.89%	89,195
Write-in		0.16%	311
			194,349



State Senator District 26

17 of 17 Precincts Reporting

		Percent	Votes
Bill Galvano (REP)		57.09%	13,546
Paula House (DEM)		42.91%	10,181
			23,727

State Representative District 57

43 of 43 Precincts Reporting

		Percent	Votes
Jake Raburn (REP)		58.51%	41,186
Bruce Barnett (DEM)		41.49%	29,211
			70,397

--	--	--	--



State Representative District 58

52 of 52 Precincts Reporting

		Percent	Votes
Dan Raulerson (REP)		57.27%	32,354
Jose Vazquez (DEM)		42.73%	24,142
			56,496



State Representative District 59

41 of 41 Precincts Reporting

		Percent	Votes
Ross Spano (REP)		50.78%	34,136
Gail Gottlieb (DEM)		49.22%	33,085
			67,221



State Representative District 62

37 of 37 Precincts Reporting

		Percent	Votes
Wesley G. Warren (REP)		30.12%	15,840
Janet Cruz (DEM)		69.88%	36,745
			52,585



State Representative District 63

48 of 48 Precincts Reporting

		Percent	Votes
Shawn Harrison (REP)		49.45%	32,807
Mark Danish (DEM)		50.55%	33,535
			66,342





Sheriff

347 of 347 Precincts Reporting

		Percent	Votes
David Gee (REP)		96.72%	408,801
Write-in		3.28%	13,855
			422,656



Property Appraiser

347 of 347 Precincts Reporting

		Percent	Votes
Ronda Storms (REP)		42.81%	219,296
Bob Henriquez (DEM)		52.46%	268,763
James DeMio (NPA)		1.20%	6,162
Robert Townsend (NPA)		3.53%	18,081
			512,302




Supervisor of Elections

347 of 347 Precincts Reporting

		Percent	Votes
Rich Glorioso (REP)		43.97%	220,643
Craig Latimer (DEM)		56.03%	281,135
			501,778



Board of County Commissioners District 4

82 of 82 Precincts Reporting

		Percent	Votes
Al Higginbotham (REP)		58.06%	76,413
Mark Nash (DEM)		37.22%	48,992
Joy Green (NPA)		4.72%	6,211
			131,616



Board of County Commissioners District 6

347 of 347 Precincts Reporting

		Percent	Votes
Margaret Iuculano (REP)		42.06%	208,640
Kevin Beckner (DEM)		57.94%	287,405
			496,045



Retention of R. Fred Lewis

347 of 347 Precincts Reporting

		Percent	Votes
YES		71.60%	334,193
NO		28.40%	132,574
			466,767



Retention of Barbara J. Pariente

347 of 347 Precincts Reporting

		Percent	Votes
YES		72.24%	339,181
NO		27.76%	130,345
			469,526



Retention of Peggy A. Quince

347 of 347 Precincts Reporting

		Percent	Votes
YES		72.00%	337,631
NO		28.00%	131,292
			468,923



Retention of Anthony K. Black

347 of 347 Precincts Reporting

		Percent	Votes
YES		77.13%	353,622
NO		22.87%	104,844
			458,466



Retention of Darryl C. Casanueva

347 of 347 Precincts Reporting

		Percent	Votes
YES		75.76%	344,831
NO		24.24%	110,341
			455,172



Retention of Charles A. Davis, Jr.

347 of 347 Precincts Reporting

		Percent	Votes
YES		77.23%	350,021
NO		22.77%	103,189
			453,210



Retention of Edward C. LaRose

347 of 347 Precincts Reporting

		Percent	Votes
YES		76.65%	346,122
NO		23.35%	105,452
			451,574



School Board Member District 7

347 of 347 Precincts Reporting

		Percent	Votes
Terry Kemple		43.06%	184,602
Carol W. Kurdell		56.94%	244,093
			428,695



Soil and Water Group 2

347 of 347 Precincts Reporting

		Percent	Votes
Sharon Collins		66.01%	263,588
Shane Holman		33.99%	135,698
			399,286

Soil and Water Group 4



347 of 347 Precincts Reporting

		Percent	Votes
Roy Gene Davis		57.11%	221,179
Joe Wendt		42.89%	166,126

387,305




Mayor

14 of 14 Precincts Reporting

		Percent	Votes
Frank M. Chillura		53.70%	5,911
Cheri Donohue		46.30%	5,096
			11,007




Temple Terrace City Council

14 of 14 Precincts Reporting

		Percent	Votes
Mary Jane Neale		30.79%	4,650
Grant Rimbey		36.10%	5,451
Eddie Vance		33.11%	5,000
			15,101



Supervisor, Arbor Green CDD, Seat 4

1 of 1 Precincts Reporting

		Percent	Votes
Steve Eckhardt		52.13%	783
Doug Sommerfield		28.76%	432
T. Dorsey Yawn		19.11%	287
			1,502



Supervisor, Arbor Green CDD, Seat 5

1 of 1 Precincts Reporting

		Percent	Votes
Michael S. Candella		58.55%	781
Nathaniel Clawson		41.45%	553
			1,334



Supervisor, Cory Lakes CDD, Seat 3

1 of 1 Precincts Reporting

		Percent	Votes
Judith "Judi" Beck		64.52%	600
Ron Fitzgerald		35.48%	330
			930



Supervisor, Fishhawk CDD, Seat 4

1 of 1 Precincts Reporting

		Percent	Votes
Steven Reiser		55.71%	1,185
Cliff Roberts		44.29%	942
			2,127



Supervisor, Fishhawk II CDD, Seat 4

1 of 1 Precincts Reporting

		Percent	Votes
Patrick J. Reilly		75.58%	1,684
Frank J. B. Shearrow		24.42%	544
			2,228



Supervisor, Fishhawk II CDD, Seat 5

1 of 1 Precincts Reporting

		Percent	Votes
Mark Karet		59.78%	1,314
Robert A. Kneusel		40.22%	884
			2,198



Supervisor, Harbor Bay CDD, Seat 4

2 of 2 Precincts Reporting

		Percent	Votes
Robert A. Collins		54.40%	488
Adam Goldstone		45.60%	409
			897



Supervisor, Harbor Bay CDD, Seat 5

2 of 2 Precincts Reporting

		Percent	Votes
Robert E. Cribbs		52.16%	471
Bill Kirchhofer		47.84%	432
			903



Supervisor, Heritage Harbor CDD, Seat 1

1 of 1 Precincts Reporting

		Percent	Votes
Ronald Jeffrey LaPace		36.57%	316
Robert Rossi		63.43%	548
			864



Supervisor, Heritage Isles CDD, Seat 3

1 of 1 Precincts Reporting

		Percent	Votes
Frank Camara		54.39%	551
Bob Parker		45.61%	462
			1,013



Supervisor, River Bend CDD, Seat 4

1 of 1 Precincts Reporting

		Percent	Votes
Richard Orcutt		50.00%	198
Dean L. Walters		50.00%	198
			396



Supervisor, River Bend CDD, Seat 5

1 of 1 Precincts Reporting

		Percent	Votes
John Adams		53.47%	208
William S. Bish		46.53%	181
			389



Supervisor, Rivercrest CDD, Seat 4

1 of 1 Precincts Reporting

		Percent	Votes
Lisa Fernandez		68.53%	736
Esther Torres		31.47%	338
			1,074



Supervisor, Tampa Palms OST, Seat 5

2 of 2 Precincts Reporting

		Percent	Votes
Ronald Francis Jarabak		38.25%	1,048
Geraldine Myers		61.75%	1,692
			2,740



Supervisor, Westchase CDD, Seat 5

2 of 2 Precincts Reporting

		Percent	Votes
Robert L. Argus, Jr.		41.61%	1,788
Brian C. Zeigler		58.39%	2,509
			4,297



Amendment 1


347 of 347 Precincts Reporting

		Percent	Votes
YES		46.03%	224,054
NO		53.97%	262,719
			486,773



Amendment 2

347 of 347 Precincts Reporting



		Percent	Votes
YES		62.41%	310,381
NO		37.59%	186,920

	497,301
---	---------



Amendment 3

347 of 347 Precincts Reporting			
		Percent	Votes
YES		39.43%	188,628
NO		60.57%	289,720
			478,348



Amendment 4

347 of 347 Precincts Reporting			
		Percent	Votes
YES		41.20%	201,820
NO		58.80%	288,051
			489,871



Amendment 5

347 of 347 Precincts Reporting			
		Percent	Votes
YES		36.05%	168,808
NO		63.95%	299,480
			468,288



Amendment 6

347 of 347 Precincts Reporting			
		Percent	Votes
YES		43.02%	213,856
NO		56.98%	283,261
			497,117

Amendment 8

347 of 347 Precincts Reporting			
		Percent	Votes
YES		42.03%	206,373
NO		57.97%	284,678
			491,051



Amendment 9

347 of 347 Precincts Reporting			
		Percent	Votes
YES		62.62%	313,669
NO		37.38%	187,243
			500,912

--



Amendment 10

347 of 347 Precincts Reporting

		Percent	Votes
YES		43.32%	211,247
NO		56.68%	276,343
			487,590



Amendment 11

347 of 347 Precincts Reporting

		Percent	Votes
YES		60.05%	295,678
NO		39.95%	196,724
			492,402



Amendment 12

347 of 347 Precincts Reporting

		Percent	Votes
YES		42.09%	200,452
NO		57.91%	275,810
			476,262



Charter Amendment 1

347 of 347 Precincts Reporting

		Percent	Votes
YES		52.07%	236,934
NO		47.93%	218,063
			454,997



Charter Amendment 2

347 of 347 Precincts Reporting

		Percent	Votes
YES		52.82%	236,186
NO		47.18%	210,957
			447,143

Plant City Referenda

7 of 7 Precincts Reporting

		Percent	Votes
YES		59.08%	6,639
NO		40.92%	4,598
			11,237