

Voting System Post-Election Audit Report

County: Hillsborough Date of Election: November 3, 2020

Type of Audit (check applicable box): Manual Automated Independent

Precinct Number(s): 100% (All Precincts)

Race (if Manual Audit): _____


1. Overall accuracy of the audit:
100%
2. Description of any problems or discrepancies encountered:
N/A
3. Likely cause of such problems or discrepancies:
N/A
4. Recommended corrective action with respect to avoiding or mitigating such circumstances in future elections:

Check applicable box and sign below:


We hereby certify that the report of the voting system audit performed for the election is accurate and that attached are precinct summary reports for each precinct audited.

We hereby certify that a voting system audit was not done because a manual recount was conducted under s. 102.166, Florida Statutes.


Signatures of County Canvassing Board members:

Margaret Taylor  11/17/2020

Printed Name Signature Date

Craig Latimer  11/17/2020

Printed Name Signature Date

Miriam Valkenburg  11/17/2020

Printed Name Signature Date

Comparison of Votes Cast

Precinct: Counter Group: Contest:

Choice	Ballots With Contest		Votes			Overvoted With Vote for this Choice	Undervoted Without Vote for this Choice
	Comparison System	This System	Comparison System	This System	Difference		
President And Vice President (Vote for 1)							
Joseph R. Biden	717,302	717,299	376,367	376,367	0	700	1,975
Donald J. Trump	717,302	717,299	327,398	327,396	-2	628	1,975
Jo Jorgensen	717,302	717,299	5,665	5,665	0	172	1,975
Write-In	717,302	717,299	2,078	2,078	0	68	1,975
Howie Hawkins	717,302	717,299	1,187	1,187	0	269	1,975
Roque "rocky" De La Fuente	717,302	717,299	574	573	-1	586	1,975
Gloria La Riva	717,302	717,299	529	530	+1	377	1,975
Don Blankenship	717,302	717,299	270	270	0	159	1,975
Representative In Congress District 14 (Vote for 1)							
Kathy Castor	382,573	382,570	224,240	224,248	+8	47	10,377
Christine Y. Quinn	382,573	382,570	147,896	147,898	+2	47	10,377
State Attorney, 13th Judicial Circuit (Vote for 1)							
Andrew Warren	717,302	717,299	369,129	369,141	+12	55	25,584
Mike Perotti	717,302	717,299	322,506	322,519	+13	55	25,584
State Representative District 60 (Vote for 1)							
Jackie Toledo	109,669	109,666	57,502	57,501	-1	3	3,808
Julie Jenkins	109,669	109,666	48,352	48,354	+2	3	3,808
Sheriff (Vote for 1)							
Chad Chronister	717,302	717,299	380,977	380,991	+14	123	21,898
Gary Pruitt	717,302	717,299	249,382	249,401	+19	99	21,898
Ron McMullen	717,302	717,299	64,850	64,858	+8	91	21,898
Property Appraiser (Vote for 1)							
Bob "coach" Henriquez	717,302	717,299	388,335	388,351	+16	58	29,952
D.c. Goutoufas	717,302	717,299	298,927	298,938	+11	58	29,952
Tax Collector (Vote for 1)							
Nancy C. Millan	717,302	717,299	377,156	377,170	+14	48	28,843
Tk Mathew	717,302	717,299	311,224	311,238	+14	48	28,843
Board Of County Commissioners District 1 (Vote for 1)							
Harry Cohen	189,849	189,844	91,458	91,461	+3	24	9,559

Choice	Ballots With Contest		Votes			Overvoted With Vote for this Choice	Undervoted Without Vote for this Choice
	Comparison System	This System	Comparison System	This System	Difference		
Scott Levinson	189,849	189,844	88,803	88,800	-3	24	9,559
Board Of County Commissioners District 6 (Vote for 1)							
Patricia "pat" Kemp	717,302	717,299	360,133	360,149	+16	63	32,936
Sandra L. Murman	717,302	717,299	324,141	324,151	+10	63	32,936
Justice Of The Supreme Court; Retain Justice Carlos G. Muniz (Vote for 1)							
Yes	717,302	717,299	412,045	412,063	+18	132	89,644
No	717,302	717,299	215,451	215,460	+9	132	89,644
District Court Of Appeal; Retain Judge Drew Atkinson (Vote for 1)							
Yes	717,302	717,299	420,105	420,121	+16	120	93,276
No	717,302	717,299	203,772	203,782	+10	120	93,276
District Court Of Appeal; Retain Judge Morris Silberman (Vote for 1)							
Yes	717,302	717,299	419,418	419,439	+21	164	95,671
No	717,302	717,299	202,015	202,025	+10	164	95,671
District Court Of Appeal; Retain Judge Daniel H. Sleet (Vote for 1)							
Yes	717,302	717,299	419,066	419,079	+13	110	96,556
No	717,302	717,299	201,544	201,554	+10	110	96,556
District Court Of Appeal; Retain Judge Andrea Teves Smith (Vote for 1)							
Yes	717,302	717,299	454,024	454,037	+13	70	96,658
No	717,302	717,299	166,522	166,534	+12	70	96,658
County Court Judge Group 7 (Vote for 1)							
Monique Scott	717,302	717,299	338,222	338,250	+28	116	104,496
Bill Yanger	717,302	717,299	274,413	274,437	+24	116	104,496
School Board Member District 7 (Vote for 1)							
Lynn Gray	717,302	717,299	330,026	330,042	+16	81	102,789
Sally A. Harris	717,302	717,299	284,363	284,387	+24	81	102,789
Soil And Water Conservation District Group 2 (Vote for 1)							
Karen Cox Jaroch	717,302	717,299	208,315	208,318	+3	491	123,202
Douglas "doug" Rivero	717,302	717,299	141,133	141,140	+7	710	123,202
Erik S. Challenger	717,302	717,299	134,746	134,750	+4	769	123,202
Michael Harvey	717,302	717,299	108,689	108,697	+8	743	123,202
Soil And Water Conservation District Group 4 (Vote for 1)							
Sonja P. Brookins	717,302	717,299	317,446	317,456	+10	108	122,361
Mark Proctor	717,302	717,299	205,112	205,119	+7	106	122,361
D.b. "brig" Maynard	717,302	717,299	72,226	72,234	+8	75	122,361
No. 1 Constitutional Amendment (Vote for 1)							

Choice	Ballots With Contest		Votes			Overvoted With Vote for this Choice	Undervoted Without Vote for this Choice
	Comparison System	This System	Comparison System	This System	Difference		
Yes	717,302	717,291	516,669	516,675	+6	194	46,284
No	717,302	717,291	154,119	154,138	+19	194	46,284
No. 2 Constitutional Amendment (Vote for 1)							
Yes	717,302	717,291	403,767	403,774	+7	132	44,790
No	717,302	717,291	268,583	268,595	+12	132	44,790
No. 3 Constitutional Amendment (Vote for 1)							
Yes	717,302	717,291	381,496	381,505	+9	162	55,652
No	717,302	717,291	279,969	279,972	+3	162	55,652
No. 4 Constitutional Amendment (Vote for 1)							
No	709,761	709,790	344,619	344,655	+36	152	37,248
Yes	709,761	709,790	327,709	327,735	+26	152	37,248
No. 5 Constitutional Amendment (Vote for 1)							
Yes	709,761	709,790	507,253	507,296	+43	133	38,547
No	709,761	709,790	163,792	163,814	+22	133	38,547
No. 6 Constitutional Amendment (Vote for 1)							
Yes	709,761	709,790	599,959	599,988	+29	77	29,246
No	709,761	709,790	80,470	80,479	+9	77	29,246
Board Of County Commissioners District 3 (Vote for 1)							
Gwen Myers	128,173	128,174	88,443	88,446	+3	18	5,874
Maura Cruz Lanz	128,173	128,174	33,832	33,836	+4	18	5,874
State Senator District 19 (Vote for 1)							
Darryl Ervin Rouson	202,888	202,889	121,609	121,627	+18	87	18,165
Christina Paylan	202,888	202,889	62,987	63,010	+23	87	18,165
School Board Member District 5 (Vote for 1)							
Henry "shake" Washington	106,471	106,473	52,695	52,703	+8	15	11,215
Tammy Shamburger	106,471	106,473	42,533	42,540	+7	15	11,215
State Representative District 62 (Vote for 1)							
Susan L. Valdes	70,057	70,056	38,403	38,406	+3	6	3,318
Angel S. Urbina Capo	70,057	70,056	25,136	25,139	+3	5	3,318
Laurie Rodriguez-Person	70,057	70,056	3,183	3,185	+2	7	3,318
School Board Member District 1 (Vote for 1)							
Nadia Combs	123,877	123,875	68,184	68,187	+3	22	17,190
Steve Cona	123,877	123,875	38,473	38,476	+3	22	17,190
School Board Member District 3 (Vote for 1)							
Jessica Vaughn	146,121	146,119	77,226	77,228	+2	12	19,820

Choice	Ballots With Contest		Votes			Overvoted With Vote for this Choice	Undervoted Without Vote for this Choice
	Comparison System	This System	Comparison System	This System	Difference		
Mitch Thrower	146,121	146,119	49,056	49,059	+3	12	19,820
Supervisor, Encore Cdd Seat 4 (Vote for 1)							
Billi Johnson-Griffin	468	468	242	242	0	0	85
David Nance	468	468	141	141	0	0	85
State Senator District 20 (Vote for 1)							
Kathy Lewis	125,895	125,895	63,343	63,344	+1	5	4,340
Danny Burgess	125,895	125,895	58,204	58,206	+2	5	4,340
State Representative District 58 (Vote for 1)							
Lawrence McClure	76,156	76,156	40,873	40,874	+1	7	2,837
Cleo L. "cl" Townsend Jr	76,156	76,156	32,435	32,438	+3	7	2,837
Supervisor, Cory Lakes Cdd Seat 1 (Vote for 1)							
Ronald W. Acoff	1,684	1,684	883	883	0	1	104
Amritbhai Patel	1,684	1,684	696	696	0	1	104
Supervisor, Cory Lakes Cdd Seat 2 (Vote for 1)							
Rene Fontcha	1,684	1,684	801	801	0	1	119
Christopher Ryan Hill	1,684	1,684	764	763	-1	1	119
Supervisor, Cory Lakes Cdd Seat 3 (Vote for 1)							
Jorge Castillo	1,684	1,684	842	842	0	0	121
Daniel J. Wolnik	1,684	1,684	721	721	0	0	121
Supervisor, Arbor Greene Cdd Seat 3 (Vote for 1)							
Scott Derby	2,235	2,235	1,004	1,004	0	0	308
Matthew Dykeman	2,235	2,235	923	923	0	0	308
Supervisor, Arbor Greene Cdd Seat 4 (Vote for 1)							
Steven Eckhardt	2,235	2,235	1,240	1,240	0	0	276
Jeffrey Blank	2,235	2,235	719	719	0	0	276
Supervisor, Arbor Greene Cdd Seat 5 (Vote for 1)							
Michael S. Candella	2,235	2,235	1,110	1,111	+1	1	304
Kevin R. Kerrigan	2,235	2,235	819	819	0	1	304
Representative In Congress District 15 (Vote for 1)							
Scott Franklin	194,789	194,791	99,886	99,893	+7	19	5,107
Alan Cohn	194,789	194,791	89,768	89,772	+4	19	5,107
Supervisor, Heritage Isles Cdd Seat 3 (Vote for 1)							
Elizabeth Rodriguez	1,659	1,659	953	953	0	0	217
Ronald R. Sorensen	1,659	1,659	489	489	0	0	217
Supervisor, K-Bar Ranch Cdd Seat 3 (Vote for 1)							

Choice	Ballots With Contest		Votes			Overvoted With Vote for this Choice	Undervoted Without Vote for this Choice
	Comparison System	This System	Comparison System	This System	Difference		
Vicki Shuster	1,011	1,012	549	549	0	0	136
Thomas Unnasch	1,011	1,012	326	327	+1	0	136
State Representative District 64 (Vote for 1)							
Traci Koster	73,437	73,437	37,735	37,735	0	5	2,688
Jessica Harrington	73,437	73,437	33,009	33,009	0	5	2,688
Supervisor, Park Place Cdd Seat 1 (Vote for 1)							
David L. Levy	1,314	1,314	550	550	0	0	264
Eric C. Bullard	1,314	1,314	500	500	0	0	264
Representative In Congress District 12 (Vote for 1)							
Gus Michael Bilirakis	8,948	8,947	5,558	5,558	0	0	191
Kimberly Walker	8,948	8,947	3,199	3,198	-1	0	191
Supervisor, Cheval West Cdd Seat 3 (Vote for 1)							
Adam E. Nebrich	1,430	1,430	722	722	0	0	239
Butch Brown	1,430	1,430	469	469	0	0	239
Supervisor, Cheval West Cdd Seat 5 (Vote for 1)							
John A. Econom	1,430	1,430	476	476	0	0	228
Deborah K. Bryant	1,430	1,430	462	462	0	0	228
David W. Bowman	1,430	1,430	264	264	0	0	228
Supervisor, Heritage Harbor Cdd Seat 1 (Vote for 1)							
Shelley Grandon	1,306	1,305	570	569	-1	0	179
Jeff Witt	1,306	1,305	557	557	0	0	179
Temple Terrace City Council (Vote for 1)							
Meredith Abel	13,729	13,729	6,368	6,368	0	3	1,344
David "pogo" Pogorilich	13,729	13,729	3,840	3,841	+1	5	1,344
Raed Khawaja	13,729	13,729	2,170	2,170	0	4	1,344
Representative In Congress District 16 (Vote for 1)							
Vern Buchanan	130,992	130,991	66,515	66,517	+2	14	2,946
Margaret Good	130,992	130,991	61,511	61,514	+3	14	2,946
State Senator District 21 (Vote for 1)							
Jim Boyd	106,183	106,183	61,297	61,297	0	11	3,660
Anthony "tony" Eldon	106,183	106,183	41,214	41,215	+1	11	3,660
State Representative District 57 (Vote for 1)							
Mike Beltran	127,820	127,820	67,139	67,139	0	7	4,526
Scott "mr. H" Hottenstein	127,820	127,820	56,144	56,148	+4	7	4,526
Supervisor, Fishhawk Ranch Cdd Seat 1 (Vote for 1)							

Choice	Ballots With Contest		Votes			Overvoted With Vote for this Choice	Undervoted Without Vote for this Choice
	Comparison System	This System	Comparison System	This System	Difference		
Kerri Mcdougald	8,845	8,845	3,011	3,011	0	2	1,566
Patrick "pat" Reilly	8,845	8,845	2,675	2,676	+1	2	1,566
Andrew Sanderson	8,845	8,845	1,590	1,590	0	1	1,566
Plant City Referendum (Vote for 1)							
Yes	16,236	16,239	11,116	11,118	+2	5	794
No	16,236	16,239	4,320	4,322	+2	5	794
State Representative District 59 (Vote for 1)							
Andrew Learned	93,377	93,378	45,683	45,688	+5	11	3,261
Michael Owen	93,377	93,378	44,413	44,418	+5	11	3,261
Supervisor, River Bend Cdd Seat 4 (Vote for 1)							
Steven F. Face	1,243	1,243	564	564	0	0	138
Marek Sinilo	1,243	1,243	541	541	0	0	138
Supervisor, Dg Farms Cdd Seat 2 (Vote for 1)							
Kyle Bermingham	541	541	286	286	0	0	72
William "jim" Hunter	541	541	183	183	0	0	72
Supervisor, Cypress Creek Cdd Seat 1 (Vote for 1)							
Quanese Sparkman	2,184	2,184	1,129	1,130	+1	0	214
Fred P. Francis Jr	2,184	2,184	840	840	0	0	214
Supervisor, Cypress Creek Cdd Seat 2 (Vote for 1)							
Shawna Ann Winters	2,184	2,184	1,026	1,026	0	1	223
Sierra P. Francis	2,184	2,184	934	934	0	1	223
Supervisor, Cypress Creek Cdd Seat 3 (Vote for 1)							
Anthony Velez	2,184	2,184	1,252	1,252	0	0	218
Jason A. Hepburn	2,184	2,184	714	714	0	0	218
Supervisor, Waterset North Cdd Seat 3 (Vote for 1)							
Tj Pyche	2,423	2,423	1,111	1,112	+1	0	308
Carlo Damiani	2,423	2,423	1,003	1,003	0	0	308
Supervisor, Waterset North Cdd Seat 5 (Vote for 1)							
Alex Wohlhueter	2,423	2,423	1,102	1,102	0	2	303
Jose Baluarte	2,423	2,423	1,016	1,016	0	2	303
Supervisor, Harbor Bay Cdd Seat 4 (Vote for 1)							
Timothy Louis Nargi	1,703	1,703	801	801	0	0	142
Gregg Calvert	1,703	1,703	760	760	0	0	142
Supervisor, Harbor Bay Cdd Seat 5 (Vote for 1)							
Adam S. Goldstone	1,703	1,703	921	921	0	1	182

Choice	Ballots With Contest		Votes			Overvoted With Vote for this Choice	Undervoted Without Vote for this Choice
	Comparison System	This System	Comparison System	This System	Difference		
Miguel Angel Rodriguez	1,703	1,703	599	599	0	1	182
Supervisor, Park Creek Cdd Seat 4 (Vote for 1)							
Vinoo M. Naidu	495	495	254	254	0	1	45
Dreama Long	495	495	115	115	0	1	45
Jonathan Laber	495	495	80	80	0	1	45
Supervisor, Triple Creek Cdd Seat 4 (Vote for 1)							
Dennis M. Rowan Jr	1,656	1,656	755	755	0	0	177
Tyler Wolfe	1,656	1,656	724	724	0	0	177
Supervisor, Triple Creek Cdd Seat 5 (Vote for 1)							
G. Alex Garces	1,656	1,656	840	840	0	0	133
Jennifer Challenger	1,656	1,656	683	683	0	0	133
Supervisor, Rivercrest Cdd Seat 4 (Vote for 1)							
Lisa Fernandez	1,913	1,913	1,129	1,129	0	0	239
Kriztofer Cole	1,913	1,913	545	545	0	0	239
Supervisor, Rivercrest Cdd Seat 5 (Vote for 1)							
Elaine Sellent	1,913	1,913	662	662	0	0	243
Joseph A. Mcgee	1,913	1,913	560	560	0	0	243
Ken Kard	1,913	1,913	448	448	0	0	243
Supervisor, Spring Lake Cdd Seat 4 (Vote for 1)							
Ruth Brown	1,243	1,243	816	816	0	0	155
Kenneth A. Hoefle	1,243	1,243	272	272	0	0	155

Statement of Votes Cast by Geography
Hillsborough County, FL, General, 11/3/2020
All Precincts, All Districts, All Counter Groups, All ScanStations, All Contests, All Boxes
Total Ballots Cast: 717299

Choice	Votes	Vote %	AB	ED	EV	OT	PR
--------	-------	--------	----	----	----	----	----

All Precincts

President and Vice President (Vote for 1)

717299 ballots (1258 over voted ballots, 1258 overvotes, 1975 blank voted)

Donald J. Trump	327396	45.85%	119589	62994	144813	0	0
Joseph R. Biden	376367	52.71%	211295	40799	124273	0	0
Jo Jorgensen	5665	0.79%	2506	1464	1695	0	0
Roque "rocky" De La Fuente	573	0.08%	301	137	135	0	0
Gloria La Riva	530	0.07%	255	125	150	0	0
Howie Hawkins	1187	0.17%	606	274	307	0	0
Don Blankenship	270	0.04%	165	46	59	0	0
Write-In	2078	0.29%	1093	462	523	0	0
Total	714066	100.00%	335810	106301	271955	0	0

Representative in Congress District 14 (Vote for 1)

382570 ballots (47 over voted ballots, 47 overvotes, 10377 blank voted)

Christine Y. Quinn	147898	39.74%	54052	25693	68153	0	0
Kathy Castor	224248	60.26%	123346	25149	75753	0	0
Total	372146	100.00%	177398	50842	143906	0	0

State Attorney, 13th Judicial Circuit (Vote for 1)

717299 ballots (55 over voted ballots, 55 overvotes, 25584 blank voted)

Mike Perotti	322519	46.63%	119658	60820	142041	0	0
Andrew Warren	369141	53.37%	206443	40744	121954	0	0
Total	691660	100.00%	326101	101564	263995	0	0

State Representative District 60 (Vote for 1)

109666 ballots (3 over voted ballots, 3 overvotes, 3808 blank voted)

Jackie Toledo	57501	54.32%	22716	9286	25499	0	0
Julie Jenkins	48354	45.68%	28590	4253	15511	0	0
Total	105855	100.00%	51306	13539	41010	0	0

Sheriff (Vote for 1)

717299 ballots (151 over voted ballots, 151 overvotes, 21898 blank voted)

Chad Chronister	380991	54.80%	164052	62740	154199	0	0
Gary Pruitt	249401	35.87%	136968	27941	84492	0	0
Ron McMullen	64858	9.33%	26203	12014	26641	0	0
Total	695250	100.00%	327223	102695	265332	0	0

Property Appraiser (Vote for 1)

717299 ballots (58 over voted ballots, 58 overvotes, 29952 blank voted)

D.c. Goutoufas	298938	43.50%	109942	55836	133160	0	0
Bob "coach" Henriquez	388351	56.50%	214388	44822	129141	0	0
Total	687289	100.00%	324330	100658	262301	0	0

Tax Collector (Vote for 1)

717299 ballots (48 over voted ballots, 48 overvotes, 28843 blank voted)

Tk Mathew	311238	45.21%	113890	59134	138214	0	0
Nancy C. Millan	377170	54.79%	210680	41902	124588	0	0
Total	688408	100.00%	324570	101036	262802	0	0

Board of County Commissioners District 1 (Vote for 1)

189844 ballots (24 over voted ballots, 24 overvotes, 9559 blank voted)

Scott Levinson	88800	49.26%	33120	14140	41540	0	0
Harry Cohen	91461	50.74%	52483	8734	30244	0	0
Total	180261	100.00%	85603	22874	71784	0	0

Board of County Commissioners District 6 (Vote for 1)

717299 ballots (63 over voted ballots, 63 overvotes, 32936 blank voted)

Sandra L. Murman	324151	47.37%	123422	59518	141211	0	0
Patricia "pat" Kemp	360149	52.63%	199824	40476	119849	0	0

Statement of Votes Cast by Geography
Hillsborough County, FL, General, 11/3/2020
All Precincts, All Districts, All Counter Groups, All ScanStations, All Contests, All Boxes
Total Ballots Cast: 717299

Choice	Votes	Vote %	AB	ED	EV	OT	PR
Total	684300	100.00%	323246	99994	261060	0	0

Shall Justice Carlos G. Muñiz of the Supreme ... (Vote for 1)

717299 ballots (132 over voted ballots, 132 overvotes, 89644 blank voted)

Yes	412063	65.67%	179666	67633	164764	0	0
No	215460	34.33%	119529	24007	71924	0	0
Total	627523	100.00%	299195	91640	236688	0	0

Shall Judge Drew Atkinson of the Second District ... (Vote for 1)

717299 ballots (120 over voted ballots, 120 overvotes, 93276 blank voted)

Yes	420121	67.34%	191887	65791	162443	0	0
No	203782	32.66%	105398	25393	72991	0	0
Total	623903	100.00%	297285	91184	235434	0	0

Shall Judge Morris Silberman of the Second ... (Vote for 1)

717299 ballots (164 over voted ballots, 164 overvotes, 95671 blank voted)

Yes	419439	67.49%	205280	60614	153545	0	0
No	202025	32.51%	91254	30047	80724	0	0
Total	621464	100.00%	296534	90661	234269	0	0

Shall Judge Daniel H. Sleet of the Second ... (Vote for 1)

717299 ballots (110 over voted ballots, 110 overvotes, 96556 blank voted)

Yes	419079	67.52%	193415	64747	160917	0	0
No	201554	32.48%	102713	25815	73026	0	0
Total	620633	100.00%	296128	90562	233943	0	0

Shall Judge Andrea Teves Smith of the Second ... (Vote for 1)

717299 ballots (70 over voted ballots, 70 overvotes, 96658 blank voted)

Yes	454037	73.16%	212783	68461	172793	0	0
No	166534	26.84%	83345	22140	61049	0	0
Total	620571	100.00%	296128	90601	233842	0	0

County Court Judge Group 7 (Vote for 1)

717299 ballots (116 over voted ballots, 116 overvotes, 104496 blank voted)

Monique Scott	338250	55.21%	157694	51747	128809	0	0
Bill Yanger	274437	44.79%	137129	36751	100557	0	0
Total	612687	100.00%	294823	88498	229366	0	0

School Board Member District 7 (Vote for 1)

717299 ballots (81 over voted ballots, 81 overvotes, 102789 blank voted)

Lynn Gray	330042	53.72%	169462	43566	117014	0	0
Sally A. Harris	284387	46.28%	126296	45094	112997	0	0
Total	614429	100.00%	295758	88660	230011	0	0

Soil and Water Conservation District Group 2 (Vote for 1)

717299 ballots (1192 over voted ballots, 1192 overvotes, 123202 blank voted)

Erik S. Challenger	134750	22.73%	64719	20090	49941	0	0
Michael Harvey	108697	18.33%	46159	18913	43625	0	0
Karen Cox Jaroch	208318	35.14%	98033	29339	80946	0	0
Douglas "doug" Rivero	141140	23.80%	75545	18000	47595	0	0
Total	592905	100.00%	284456	86342	222107	0	0

Soil and Water Conservation District Group 4 (Vote for 1)

717299 ballots (129 over voted ballots, 129 overvotes, 122361 blank voted)

Sonja P. Brookins	317456	53.37%	171318	38069	108069	0	0
D.b. "brig" Maynard	72234	12.14%	27399	14900	29935	0	0
Mark Proctor	205119	34.48%	87180	33440	84499	0	0
Total	594809	100.00%	285897	86409	222503	0	0

Statement of Votes Cast by Geography
Hillsborough County, FL, General, 11/3/2020
All Precincts, All Districts, All Counter Groups, All ScanStations, All Contests, All Boxes
Total Ballots Cast: 717299

Choice	Votes	Vote %	AB	ED	EV	OT	PR
No. 1 Constitutional Amendment Article VI, ... (Vote for 1)							
717291 ballots (194 over voted ballots, 194 overvotes, 46284 blank voted)							
Yes	516675	77.02%	226866	85716	204093	0	0
No	154138	22.98%	85495	14572	54071	0	0
Total	670813	100.00%	312361	100288	258164	0	0
No. 2 Constitutional Amendment Article X, Section ... (Vote for 1)							
717291 ballots (132 over voted ballots, 132 overvotes, 44790 blank voted)							
Yes	403774	60.05%	212030	51078	140666	0	0
No	268595	39.95%	101148	49488	117959	0	0
Total	672369	100.00%	313178	100566	258625	0	0
No. 3 Constitutional Amendment Article VI, ... (Vote for 1)							
717291 ballots (162 over voted ballots, 162 overvotes, 55652 blank voted)							
Yes	381505	57.67%	181358	60577	139570	0	0
No	279972	42.33%	128073	37657	114242	0	0
Total	661477	100.00%	309431	98234	253812	0	0
No. 4 Constitutional Amendment Article XI, ... (Vote for 1)							
709790 ballots (152 over voted ballots, 152 overvotes, 37248 blank voted)							
Yes	327735	48.74%	131544	58533	137658	0	0
No	344655	51.26%	183697	40958	120000	0	0
Total	672390	100.00%	315241	99491	257658	0	0
No. 5 Constitutional Amendment Article VII, ... (Vote for 1)							
709790 ballots (133 over voted ballots, 133 overvotes, 38547 blank voted)							
Yes	507296	75.59%	241205	73599	192492	0	0
No	163814	24.41%	74566	25336	63912	0	0
Total	671110	100.00%	315771	98935	256404	0	0
No. 6 Constitutional Amendment Article VII, ... (Vote for 1)							
709790 ballots (77 over voted ballots, 77 overvotes, 29246 blank voted)							
Yes	599988	88.17%	285853	88560	225575	0	0
No	80479	11.83%	33861	12061	34557	0	0
Total	680467	100.00%	319714	100621	260132	0	0
Board of County Commissioners District 3 (Vote for 1)							
128174 ballots (18 over voted ballots, 18 overvotes, 5874 blank voted)							
Maura Cruz Lanz	33836	27.67%	12526	7550	13760	0	0
Gwen Myers	88446	72.33%	44069	12684	31693	0	0
Total	122282	100.00%	56595	20234	45453	0	0
State Senator District 19 (Vote for 1)							
202889 ballots (87 over voted ballots, 87 overvotes, 18165 blank voted)							
Darryl Ervin Rouson	121627	65.87%	63768	15006	42853	0	0
Christina Paylan	63010	34.13%	24211	11990	26809	0	0
Total	184637	100.00%	87979	26996	69662	0	0
School Board Member District 5 (Vote for 1)							
106473 ballots (15 over voted ballots, 15 overvotes, 11215 blank voted)							
Tammy Shamburger	42540	44.66%	19737	7721	15082	0	0
Henry "shake" Washington	52703	55.34%	25028	8247	19428	0	0
Total	95243	100.00%	44765	15968	34510	0	0
State Representative District 62 (Vote for 1)							
70056 ballots (8 over voted ballots, 8 overvotes, 3318 blank voted)							
Angel S. Urbina Capo	25139	37.67%	9060	4561	11518	0	0
Susan L. Valdes	38406	57.55%	21138	4958	12310	0	0
Laurie Rodriguez-Person	3185	4.77%	1423	687	1075	0	0

Statement of Votes Cast by Geography
Hillsborough County, FL, General, 11/3/2020
All Precincts, All Districts, All Counter Groups, All ScanStations, All Contests, All Boxes
Total Ballots Cast: 717299

Choice	Votes	Vote %	AB	ED	EV	OT	PR
Total	66730	100.00%	31621	10206	24903	0	0

School Board Member District 1 (Vote for 1)
123875 ballots (22 over voted ballots, 22 overvotes, 17190 blank voted)

Nadia Combs	68187	63.93%	35208	8331	24648	0	0
Steve Cona	38476	36.07%	16584	5648	16244	0	0
Total	106663	100.00%	51792	13979	40892	0	0

School Board Member District 3 (Vote for 1)
146119 ballots (12 over voted ballots, 12 overvotes, 19820 blank voted)

Mitch Thrower	49059	38.85%	19413	8525	21121	0	0
Jessica Vaughn	77228	61.15%	40604	9353	27271	0	0
Total	126287	100.00%	60017	17878	48392	0	0

Supervisor, Encore Community Development District ... (Vote for 1)
468 ballots (0 over voted ballots, 0 overvotes, 85 blank voted)

Billi Johnson-Griffin	242	63.19%	149	23	70	0	0
David Nance	141	36.81%	95	13	33	0	0
Total	383	100.00%	244	36	103	0	0

State Senator District 20 (Vote for 1)
125895 ballots (5 over voted ballots, 5 overvotes, 4340 blank voted)

Danny Burgess	58206	47.89%	19845	13044	25317	0	0
Kathy Lewis	63344	52.11%	32688	8169	22487	0	0
Total	121550	100.00%	52533	21213	47804	0	0

State Representative District 58 (Vote for 1)
76156 ballots (7 over voted ballots, 7 overvotes, 2837 blank voted)

Lawrence McClure	40874	55.75%	13467	10475	16932	0	0
Cleo L. "cl" Townsend Jr	32438	44.25%	16790	4978	10670	0	0
Total	73312	100.00%	30257	15453	27602	0	0

Supervisor, Cory Lakes Community Development ... (Vote for 1)
1684 ballots (1 over voted ballots, 1 overvotes, 104 blank voted)

Ronald W. Acoff	883	55.92%	414	133	336	0	0
Amritbhai Patel	696	44.08%	384	81	231	0	0
Total	1579	100.00%	798	214	567	0	0

Supervisor, Cory Lakes Community Development ... (Vote for 1)
1684 ballots (1 over voted ballots, 1 overvotes, 119 blank voted)

Rene Fontcha	801	51.21%	443	88	270	0	0
Christopher Ryan Hill	763	48.79%	341	127	295	0	0
Total	1564	100.00%	784	215	565	0	0

Supervisor, Cory Lakes Community Development ... (Vote for 1)
1684 ballots (0 over voted ballots, 0 overvotes, 121 blank voted)

Jorge Castillo	842	53.87%	455	105	282	0	0
Daniel J. Wolnik	721	46.13%	332	107	282	0	0
Total	1563	100.00%	787	212	564	0	0

Supervisor, Arbor Greene Community Development ... (Vote for 1)
2235 ballots (0 over voted ballots, 0 overvotes, 308 blank voted)

Scott Derby	1004	52.10%	488	47	469	0	0
Matthew Dykeman	923	47.90%	408	53	462	0	0
Total	1927	100.00%	896	100	931	0	0

Supervisor, Arbor Greene Community Development ... (Vote for 1)
2235 ballots (0 over voted ballots, 0 overvotes, 276 blank voted)

Jeffrey Blank	719	36.70%	358	33	328	0	0
---------------	-----	--------	-----	----	-----	---	---

Statement of Votes Cast by Geography
Hillsborough County, FL, General, 11/3/2020
All Precincts, All Districts, All Counter Groups, All ScanStations, All Contests, All Boxes
Total Ballots Cast: 717299

Choice	Votes	Vote %	AB	ED	EV	OT	PR
Steven Eckhardt	1240	63.30%	545	73	622	0	0
Total	1959	100.00%	903	106	950	0	0

Supervisor, Arbor Greene Community Development ... (Vote for 1)

2235 ballots (1 over voted ballots, 1 overvotes, 304 blank voted)

Michael S. Candella	1111	57.56%	493	68	550	0	0
Kevin R. Kerrigan	819	42.44%	399	34	386	0	0
Total	1930	100.00%	892	102	936	0	0

Representative in Congress District 15 (Vote for 1)

194791 ballots (19 over voted ballots, 19 overvotes, 5107 blank voted)

Scott Franklin	99893	52.67%	35802	22585	41506	0	0
Alan Cohn	89772	47.33%	50021	10950	28801	0	0
Total	189665	100.00%	85823	33535	70307	0	0

Supervisor, Heritage Isles Community Development ... (Vote for 1)

1659 ballots (0 over voted ballots, 0 overvotes, 217 blank voted)

Elizabeth Rodriguez	953	66.09%	408	104	441	0	0
Ronald R. Sorensen	489	33.91%	198	62	229	0	0
Total	1442	100.00%	606	166	670	0	0

Supervisor, K-Bar Ranch Community Development ... (Vote for 1)

1012 ballots (0 over voted ballots, 0 overvotes, 136 blank voted)

Vicki Shuster	549	62.67%	280	32	237	0	0
Thomas Unnasch	327	37.33%	156	27	144	0	0
Total	876	100.00%	436	59	381	0	0

State Representative District 64 (Vote for 1)

73437 ballots (5 over voted ballots, 5 overvotes, 2688 blank voted)

Traci Koster	37735	53.34%	14024	5296	18415	0	0
Jessica Harrington	33009	46.66%	19693	2399	10917	0	0
Total	70744	100.00%	33717	7695	29332	0	0

Supervisor, Park Place Community Development ... (Vote for 1)

1314 ballots (0 over voted ballots, 0 overvotes, 264 blank voted)

Eric C. Bullard	500	47.62%	216	36	248	0	0
David L. Levy	550	52.38%	256	49	245	0	0
Total	1050	100.00%	472	85	493	0	0

Representative in Congress District 12 (Vote for 1)

8947 ballots (0 over voted ballots, 0 overvotes, 191 blank voted)

Gus Michael Bilirakis	5558	63.48%	2054	796	2708	0	0
Kimberly Walker	3198	36.52%	1928	204	1066	0	0
Total	8756	100.00%	3982	1000	3774	0	0

Supervisor, Cheval West Community Development ... (Vote for 1)

1430 ballots (0 over voted ballots, 0 overvotes, 239 blank voted)

Butch Brown	469	39.38%	238	47	184	0	0
Adam E. Nebrich	722	60.62%	354	62	306	0	0
Total	1191	100.00%	592	109	490	0	0

Supervisor, Cheval West Community Development ... (Vote for 1)

1430 ballots (0 over voted ballots, 0 overvotes, 228 blank voted)

David W. Bowman	264	21.96%	128	26	110	0	0
Deborah K. Bryant	462	38.44%	251	45	166	0	0
John A. Econom	476	39.60%	219	39	218	0	0
Total	1202	100.00%	598	110	494	0	0

Statement of Votes Cast by Geography
Hillsborough County, FL, General, 11/3/2020
All Precincts, All Districts, All Counter Groups, All ScanStations, All Contests, All Boxes
Total Ballots Cast: 717299

Choice	Votes	Vote %	AB	ED	EV	OT	PR
Supervisor, Heritage Harbor Community Development ... (Vote for 1)							
1305 ballots (0 over voted ballots, 0 overvotes, 179 blank voted)							
Shelley Grandon	569	50.53%	251	69	249	0	0
Jeff Witt	557	49.47%	236	87	234	0	0
Total	1126	100.00%	487	156	483	0	0
Temple Terrace City Council (Vote for 1)							
13729 ballots (6 over voted ballots, 6 overvotes, 1344 blank voted)							
Meredith Abel	6368	51.44%	3745	680	1943	0	0
Raed Khawaja	2170	17.53%	905	377	888	0	0
David "pogo" Pogorilich	3841	31.03%	1585	657	1599	0	0
Total	12379	100.00%	6235	1714	4430	0	0
Representative in Congress District 16 (Vote for 1)							
130991 ballots (14 over voted ballots, 14 overvotes, 2946 blank voted)							
Vern Buchanan	66517	51.95%	26144	11655	28718	0	0
Margaret Good	61514	48.05%	36295	5646	19573	0	0
Total	128031	100.00%	62439	17301	48291	0	0
State Senator District 21 (Vote for 1)							
106183 ballots (11 over voted ballots, 11 overvotes, 3660 blank voted)							
Jim Boyd	61297	59.79%	25007	11982	24308	0	0
Anthony "tony" Eldon	41215	40.21%	25666	3828	11721	0	0
Total	102512	100.00%	50673	15810	36029	0	0
State Representative District 57 (Vote for 1)							
127820 ballots (7 over voted ballots, 7 overvotes, 4526 blank voted)							
Mike Beltran	67139	54.46%	26714	12495	27930	0	0
Scott "mr. H" Hottenstein	56148	45.54%	33196	4981	17971	0	0
Total	123287	100.00%	59910	17476	45901	0	0
Supervisor, Fishhawk Ranch Community Development ... (Vote for 1)							
8845 ballots (2 over voted ballots, 2 overvotes, 1566 blank voted)							
Kerri Mcdougald	3011	41.38%	1445	438	1128	0	0
Patrick "pat" Reilly	2676	36.77%	962	534	1180	0	0
Andrew Sanderson	1590	21.85%	783	195	612	0	0
Total	7277	100.00%	3190	1167	2920	0	0
PLANT CITY ECONOMIC DEVELOPMENT PROPERTY TAX ... (Vote for 1)							
16239 ballots (5 over voted ballots, 5 overvotes, 794 blank voted)							
Yes	11118	72.01%	4118	2252	4748	0	0
No	4322	27.99%	1745	693	1884	0	0
Total	15440	100.00%	5863	2945	6632	0	0
State Representative District 59 (Vote for 1)							
93378 ballots (11 over voted ballots, 11 overvotes, 3261 blank voted)							
Michael Owen	44418	49.30%	17000	8681	18737	0	0
Andrew Learned	45688	50.70%	26464	4762	14462	0	0
Total	90106	100.00%	43464	13443	33199	0	0
Supervisor, River Bend Community Development ... (Vote for 1)							
1243 ballots (0 over voted ballots, 0 overvotes, 138 blank voted)							
Steven F. Face	564	51.04%	259	81	224	0	0
Marek Sinilo	541	48.96%	240	69	232	0	0
Total	1105	100.00%	499	150	456	0	0
Supervisor, DG Farms Community Development ... (Vote for 1)							
541 ballots (0 over voted ballots, 0 overvotes, 72 blank voted)							
Kyle Bermingham	286	60.98%	126	35	125	0	0
William "jim" Hunter	183	39.02%	78	22	83	0	0

Statement of Votes Cast by Geography
Hillsborough County, FL, General, 11/3/2020
All Precincts, All Districts, All Counter Groups, All ScanStations, All Contests, All Boxes
Total Ballots Cast: 717299

Choice	Votes	Vote %	AB	ED	EV	OT	PR
Total	469	100.00%	204	57	208	0	0

Supervisor, Cypress Creek Community Development ... (Vote for 1)

2184 ballots (0 over voted ballots, 0 overvotes, 214 blank voted)

Fred P. Francis Jr	840	42.64%	356	85	399	0	0
Quanese Sparkman	1130	57.36%	476	112	542	0	0
Total	1970	100.00%	832	197	941	0	0

Supervisor, Cypress Creek Community Development ... (Vote for 1)

2184 ballots (1 over voted ballots, 1 overvotes, 223 blank voted)

Sierra P. Francis	934	47.65%	423	99	412	0	0
Shawna Ann Winters	1026	52.35%	406	95	525	0	0
Total	1960	100.00%	829	194	937	0	0

Supervisor, Cypress Creek Community Development ... (Vote for 1)

2184 ballots (0 over voted ballots, 0 overvotes, 218 blank voted)

Jason A. Hepburn	714	36.32%	294	74	346	0	0
Anthony Velez	1252	63.68%	538	122	592	0	0
Total	1966	100.00%	832	196	938	0	0

Supervisor, Waterset North Community Development ... (Vote for 1)

2423 ballots (0 over voted ballots, 0 overvotes, 308 blank voted)

Carlo Damiani	1003	47.42%	382	176	445	0	0
Tj Pyche	1112	52.58%	409	182	521	0	0
Total	2115	100.00%	791	358	966	0	0

Supervisor, Waterset North Community Development ... (Vote for 1)

2423 ballots (2 over voted ballots, 2 overvotes, 303 blank voted)

Jose Baluarte	1016	47.97%	398	163	455	0	0
Alex Wohlhueter	1102	52.03%	395	200	507	0	0
Total	2118	100.00%	793	363	962	0	0

Supervisor, Harbor Bay Community Development ... (Vote for 1)

1703 ballots (0 over voted ballots, 0 overvotes, 142 blank voted)

Gregg Calvert	760	48.69%	407	63	290	0	0
Timothy Louis Nargi	801	51.31%	365	78	358	0	0
Total	1561	100.00%	772	141	648	0	0

Supervisor, Harbor Bay Community Development ... (Vote for 1)

1703 ballots (1 over voted ballots, 1 overvotes, 182 blank voted)

Adam S. Goldstone	921	60.59%	454	76	391	0	0
Miguel Angel Rodriguez	599	39.41%	298	61	240	0	0
Total	1520	100.00%	752	137	631	0	0

Supervisor, Park Creek Community Development ... (Vote for 1)

495 ballots (1 over voted ballots, 1 overvotes, 45 blank voted)

Jonathan Laber	80	17.82%	43	10	27	0	0
Dreama Long	115	25.61%	44	13	58	0	0
Vinoo M. Naidu	254	56.57%	146	17	91	0	0
Total	449	100.00%	233	40	176	0	0

Supervisor, Triple Creek Community Development ... (Vote for 1)

1656 ballots (0 over voted ballots, 0 overvotes, 177 blank voted)

Dennis M. Rowan Jr	755	51.05%	360	73	322	0	0
Tyler Wolfe	724	48.95%	349	88	287	0	0
Total	1479	100.00%	709	161	609	0	0

Statement of Votes Cast by Geography
Hillsborough County, FL, General, 11/3/2020
All Precincts, All Districts, All Counter Groups, All ScanStations, All Contests, All Boxes
Total Ballots Cast: 717299


Page: 8 of 8
2020-11-16
11:49:12

Choice	Votes	Vote %	AB	ED	EV	OT	PR
Supervisor, Triple Creek Community Development ... (Vote for 1)							
1656 ballots (0 over voted ballots, 0 overvotes, 133 blank voted)							
Jennifer Challenger	683	44.85%	334	74	275	0	0
G. Alex Garces	840	55.15%	396	88	356	0	0
Total	1523	100.00%	730	162	631	0	0
Supervisor, Rivercrest Community Development ... (Vote for 1)							
1913 ballots (0 over voted ballots, 0 overvotes, 239 blank voted)							
Kriztofer Cole	545	32.56%	260	83	202	0	0
Lisa Fernandez	1129	67.44%	574	159	396	0	0
Total	1674	100.00%	834	242	598	0	0
Supervisor, Rivercrest Community Development ... (Vote for 1)							
1913 ballots (0 over voted ballots, 0 overvotes, 243 blank voted)							
Ken Kard	448	26.83%	243	56	149	0	0
Joseph A. Mcgee	560	33.53%	230	93	237	0	0
Elaine Sellent	662	39.64%	361	90	211	0	0
Total	1670	100.00%	834	239	597	0	0
Supervisor, Spring Lake Community Development ... (Vote for 1)							
1243 ballots (0 over voted ballots, 0 overvotes, 155 blank voted)							
Ruth Brown	816	75.00%	462	55	299	0	0
Kenneth A. Hoefle	272	25.00%	135	25	112	0	0
Total	1088	100.00%	597	80	411	0	0

Contest Vote Discrepancy Threshold Report for Hillsborough County 2020 General Election

ContestName,ContestID,ChoiceID,ChoiceName,PrecinctName,CounterGroup,VSPaperCards,
AuditPaperCards,CardDiscrepancy,AuditAutomaticVotes,AuditCanvassingVotes,
AuditPaperVotes,VSPaperVotes,VoteDiscrepancy,OverVoted,BlankVoted
"(Any discrepancies were fewer than 0.5% of the total votes for each contest, and
therefore not reported. This report is empty.)"

DSDE 106A for 2020 General Election
2020-11-17



Margaret R. Taylor
County Judge
11/17/2020



11/17/2020



11/17/2020